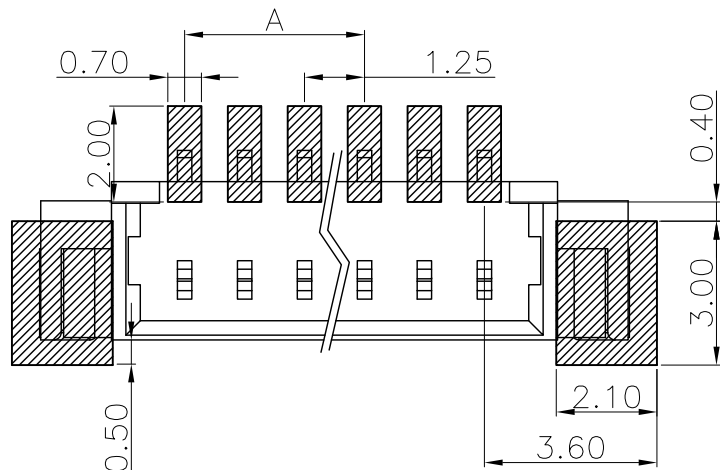
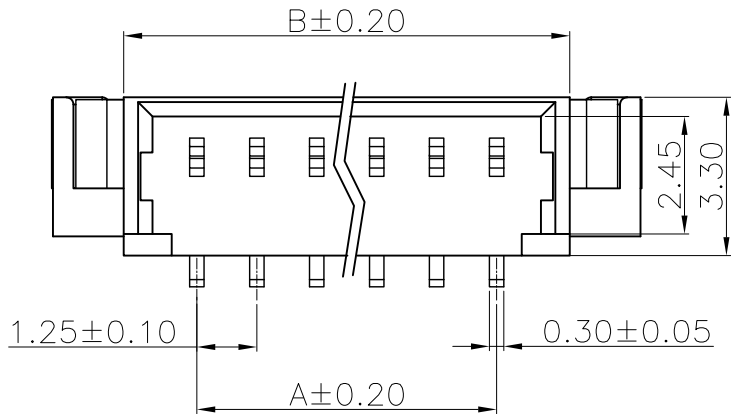


零件图	成品图	客户图
		○

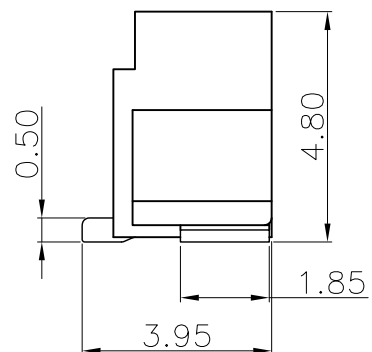
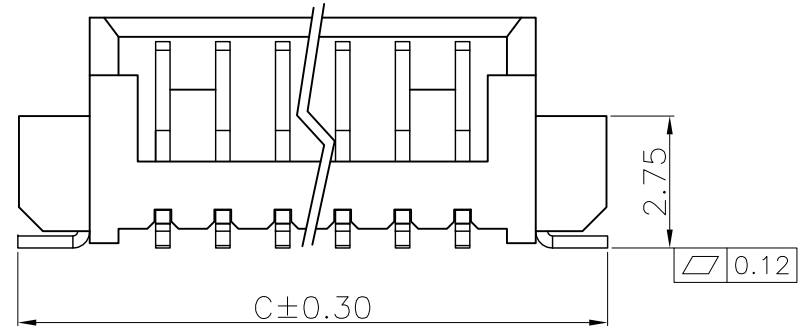
REVISION DATA				
REV	ECN No.	DESCRIPTION	NAME	DATE
A0		NEW DRAWING	D.Y.Y	2023-03-31

Technical Data

CURRENT RATING:1A AC/DC.  
 VOLTAGE RATING:125V AC/DC  
 TEMPERATURE RANGE:-25°C~+85°C.  
 Insulation resistance:100MΩ Min.  
 Contact resistance: ≤30mΩ  
 Withstanding voltage: 250V AC/minute.  
 Material:  
 Housing:LCP,UL94V-0.  
 PIN:Copper Alloy



Recommended P.C.B Layout



Poles	A	B	C
2P	1.25	4.30	7.30
3P	2.50	5.55	8.55
4P	3.75	6.80	9.80
5P	5.00	8.05	11.05
6P	6.25	9.30	12.30
7P	7.50	10.55	13.55
8P	8.75	11.80	14.80
nP	...	...	...

WF	C	S	11	XXX	XX	X	D	N	S004
Pitch(mm) A 2.5 B 2.0 C 1.25 D 3.96 E 2.54 F 3.0 G 1.0	Angel Options R 90° D 180° S SMT H 卧式SMT	Product Type 11 Single row	No. of Positions XXX Poles	Pin Plating G0 Gold Flash SN Tin Plated T3 雾锡	Colour B Black W White	Insulator Material B PA66 D LCP	W With peg N NO Peg L with lock T Fixed Tabs	Series NO.	

**ANYCONN®** 东莞市恩康电子科技有限公司  
 www.anyconn.com  
 TEL:+86(0)769 8904 9672  
 FAX:+86(0)769 8904 9671  
 E-MAIL:sales@anyconn.com

**DONGGUAN ENKANG ELECTRONICS TECHNOLOGY CO.,LTD**

TOLERANCE	DATE :	2023-03-31	TITLE:	Wafer PH1.25 W3.30
ANGLE ±5°	DRAWN :	D.Y.Y	PART NO: WFCS11XXXXXXDNS004	
X.XXX ±0.15	CHECKED :			
X.XX ±0.25	APPROVED :			
X.X ±0.40	PROJECTON		REV: A0	UNIT: mm
X. ±0.50			SCALE: 1:1	SIZE: A4
			PAGE: 1/1	